

Basic Computer Skills: Getting Started with Your First Computer



Basic Computer Skills: Getting Started with Your First Computer

If you are new to computers getting started may seem daunting. Learn all about getting started with computers in this free lesson.

Getting started with your first computer


A computer is more than just another household appliance. The vast amount of information and possibilities can be overwhelming. But you can accomplish a lot with a computer, and using one can be a good experience. Let's walk through getting started with your first computer.

Turning on a computer for the first time can be different from one computer to the next. Your experience could be different from this lesson. It's OK to ask someone for help.

Turning on a computer


The very first step is to turn on the computer. Make sure all the cables are plugged in correctly, and locate the power button. It's in a different place on every computer, but it will have the universal power button symbol (shown below).

Basic Computer Skills: Getting Started with Your First Computer



Once the computer has **booted up**, it may be ready to use, or it may require you to **log in**. This means identifying yourself by typing your user name or selecting your profile, then typing your password. If you've never logged in to your computer before, you may need to create an account.

Basic Computer Skills: Getting Started with Your First Computer



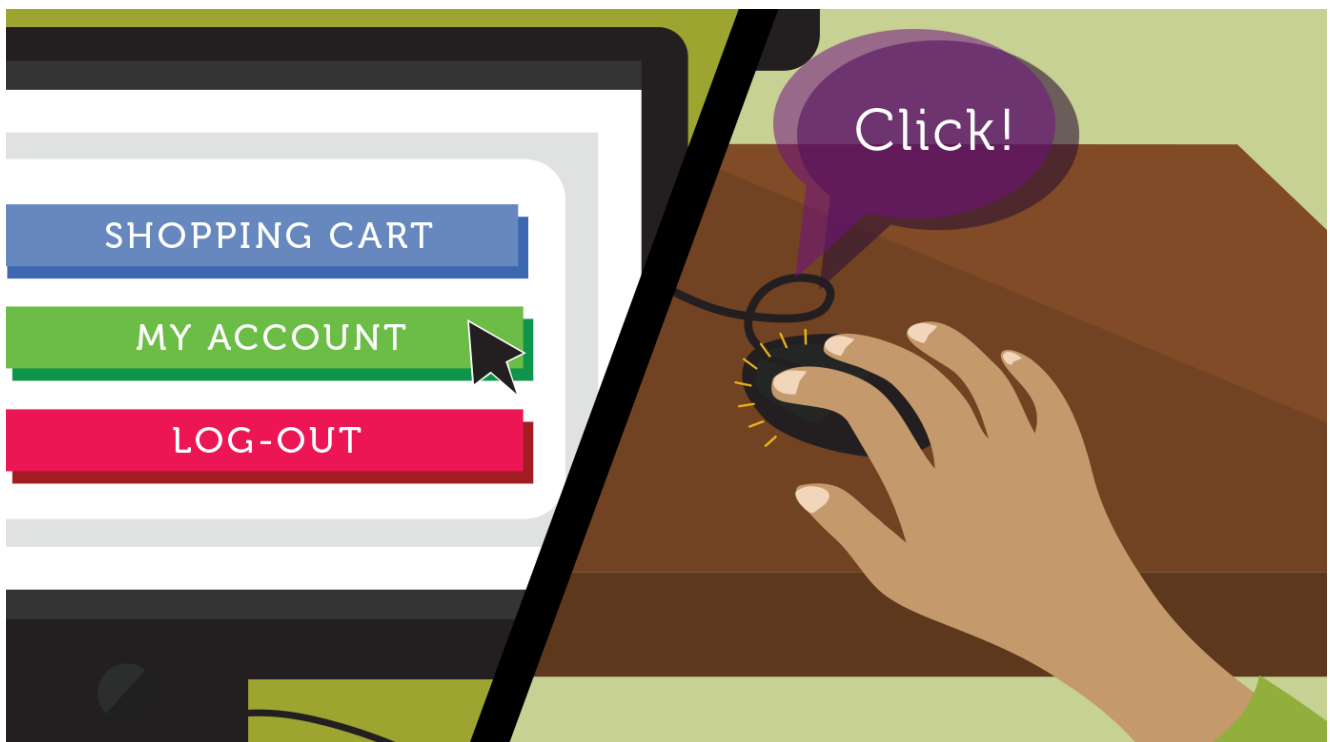
The keyboard and mouse

You interact with a computer mainly by using the **keyboard** and **mouse**, or a **trackpad** on laptops. Learning to use these devices is essential to learning to use a computer. Most people find it comfortable to place the keyboard on the desk directly in front of them and the mouse to one side of the keyboard.



Basic Computer Skills: Getting Started with Your First Computer

The mouse controls the **pointer** on the screen. Whenever you move the mouse across the desk, the pointer will move in a similar manner. A mouse usually has two buttons, which are referred to as the left button and the right button. You will often interact with the computer by moving the mouse pointer over something on the computer screen, then clicking one of the buttons.



Basic Computer Skills: Getting Started with Your First Computer



The keyboard allows you to type letters, numbers, and words into the computer. Whenever you see a flashing vertical line—called the **cursor**—you can start typing.



Note that the **mouse pointer** is also called a **cursor**, but it is shaped differently. The **keyboard cursor** is also called the **insertion point**.

Using a computer

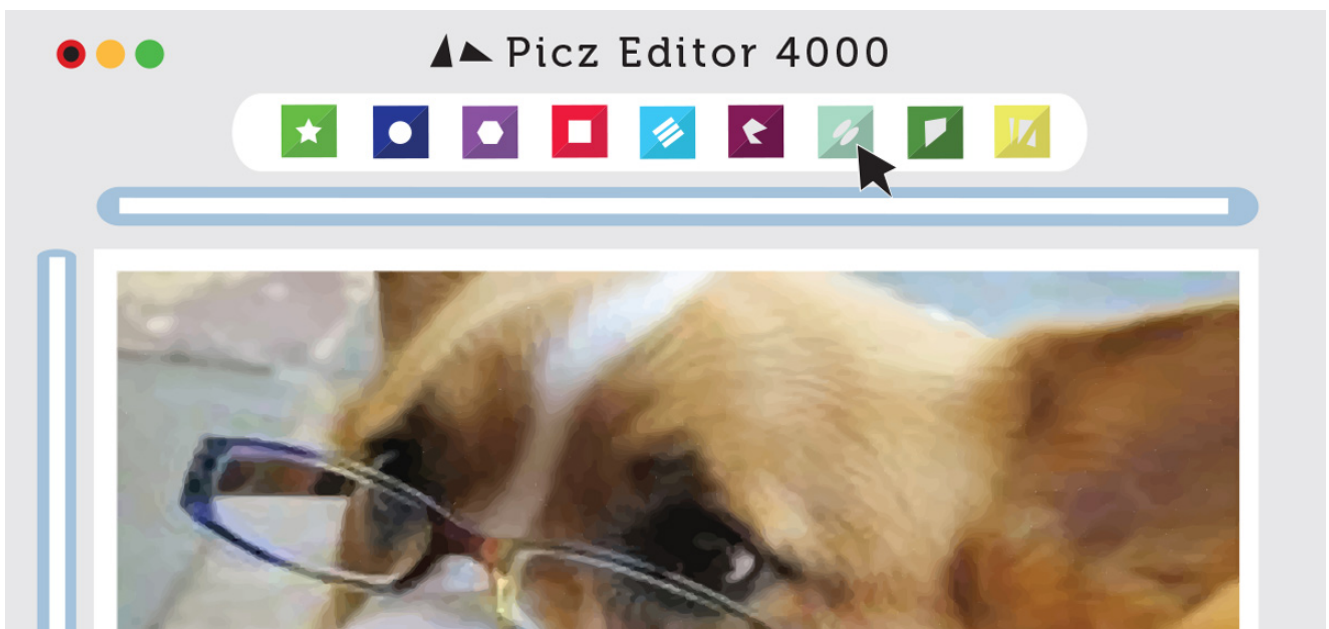
The main screen you'll start from is the **desktop**. This is sort of like a main menu or a table of contents. From here, you can access the programs and features you need to use your computer.

Icons are used to represent the different files, applications, and commands on your computer. An icon is a small image that's intended to give you an idea at a glance of what it represents, like a logo. Double-clicking an icon on the desktop will open that application or file.

Basic Computer Skills: Getting Started with Your First Computer

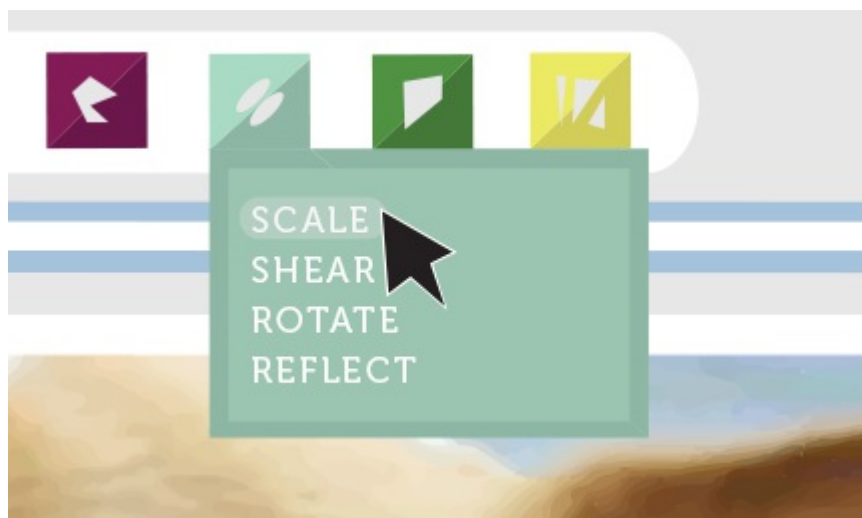


A **button** is a command that performs a specific function within an application. The most commonly used commands in a program will be represented by buttons.

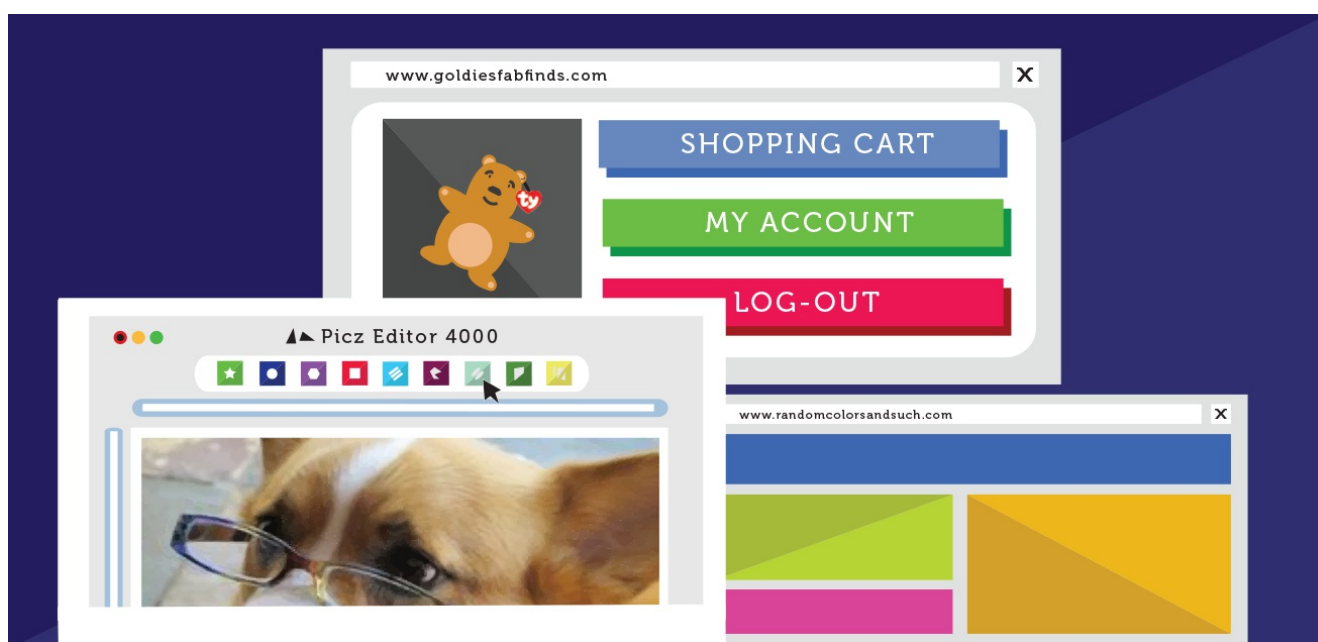


Menus are organized collections of commands and shortcuts. Click a **menu** to open it and display the commands and shortcuts within. Then click an item in the **menu** to execute it.

Basic Computer Skills: Getting Started with Your First Computer



When you open an application or folder, it is displayed in its own **window**. A **window** is a contained area—like a picture within a picture—with its own menus and buttons specific to that program. You can rearrange multiple **windows** on the desktop and switch between them.



Additional resources

Now that you've learned how to turn on your computer and interact with it, take time to become familiar with these skills. When you're ready, check out our other topics to learn more. You can build on this foundation and learn how to do whatever you want with your computer.

Learn more about:

Basic Computer Skills: Getting Started with Your First Computer

- [Buttons and ports on a computer](#)
- [Setting up a computer](#)
- [Mouse alternatives](#)
- [Keyboards](#)
- [The desktop](#)

Other topics:

- [Mouse Tutorial](#)
- [Computer Basics](#)
- [Windows Basics](#)
- [OS X Basics](#)

Other resources:

- [BBC First Click Beginner's Guide](#)
- [Beginner's Computer Class](#) from City of Fremont, Nebraska