

BACKING UP YOUR DATA

YOUR DATA'S INSURANCE POLICY



WHAT IS BACKUP

Copy your documents, photos, music, videos and settings to another location



In the event of a loss of your original data you can restore files from your backup



WHY BACKUP

Risks

- Computer hardware failure
- Water Damage
- Data Corruption
- Accidental deletion of data
- Virus, Malware, Cryptoware
- Loss of hardware – fire /theft
- Power Failure
- Aliens?

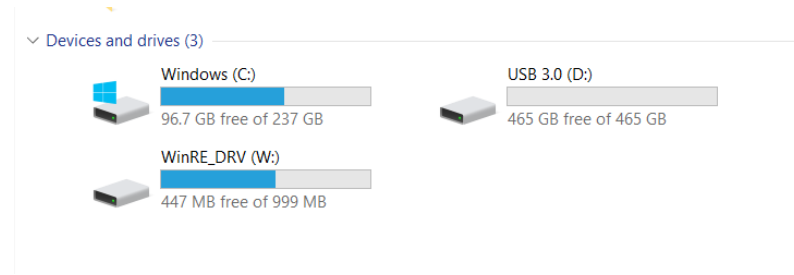



BACKUP ESSENTIALS

- Runs Automatically – set and forget
- Runs Seamlessly – no media swapping
- Includes Multiple Versions of your files
- Can be local or offsite backups or both

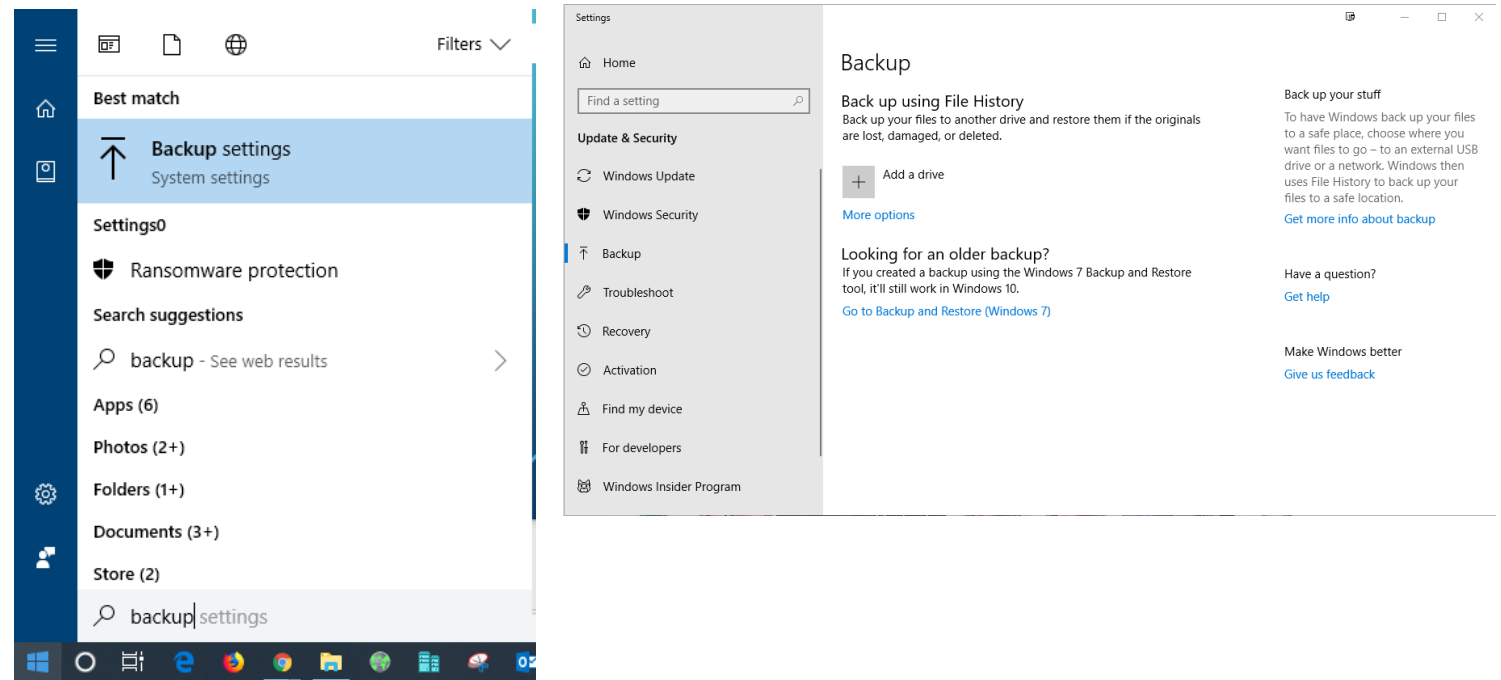
LOCAL BACKUPS

- Requires an extra local storage device
 - External USB Hard Disk



LOCAL BACKUPS

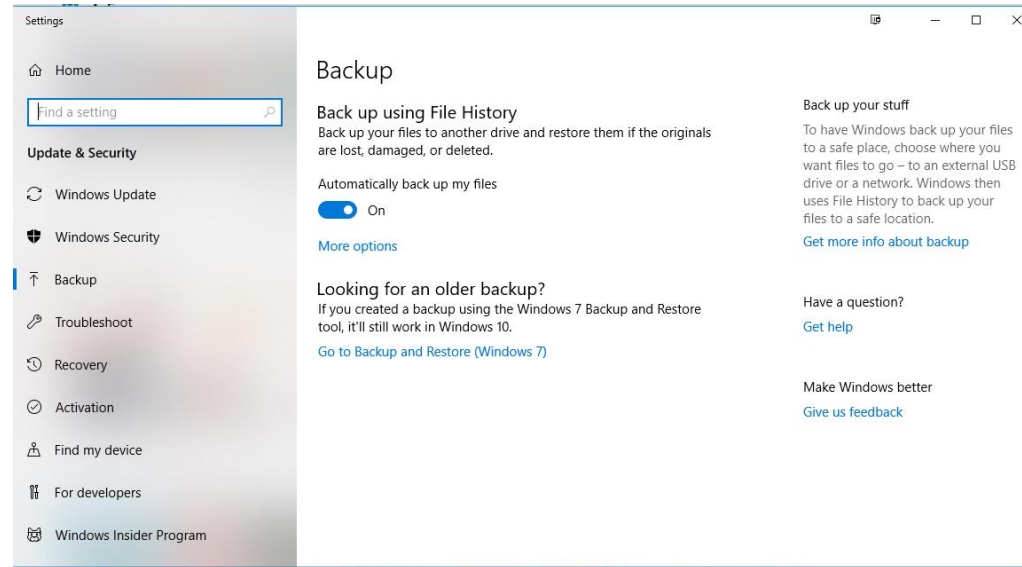
- Windows 10 includes “File History” to backup your data to another drive
 - Click start and type Backup Settings



- Click **Add a Drive** and select your new external USB Drive

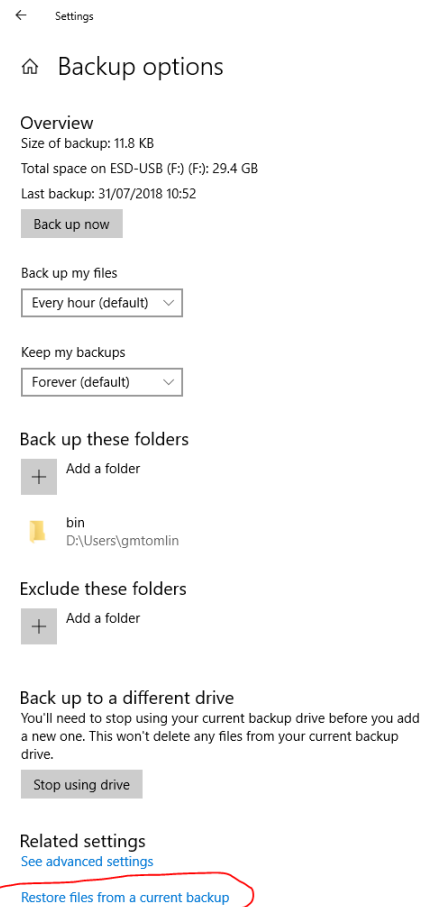
FILE HISTORY

- You are now backing up your data



FILE HISTORY RESTORE

- To recover a file or directory go to **Backup** and click on **More options** and click **Restore files from a current backup** at the bottom of the screen



← Settings

🏠 Backup options

Overview
Size of backup: 11.8 KB
Total space on ESD-USB (F:): 29.4 GB
Last backup: 31/07/2018 10:52

Back up now

Back up my files
Every hour (default) ▾

Keep my backups
Forever (default) ▾

Back up these folders
+ Add a folder

bin
D:\Users\gmtomlin

Exclude these folders
+ Add a folder

Back up to a different drive
You'll need to stop using your current backup drive before you add a new one. This won't delete any files from your current backup drive.

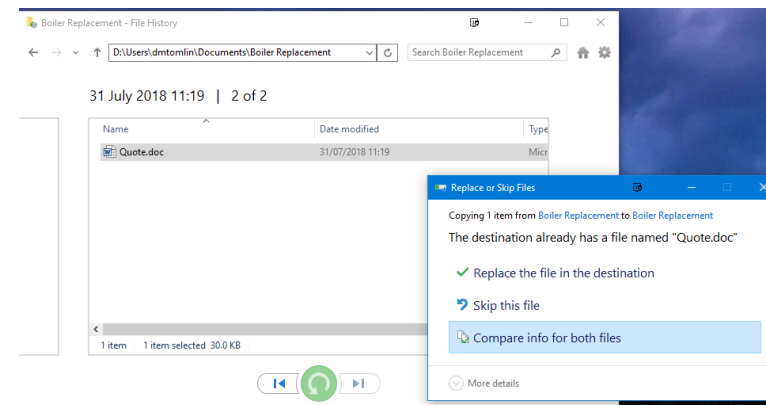
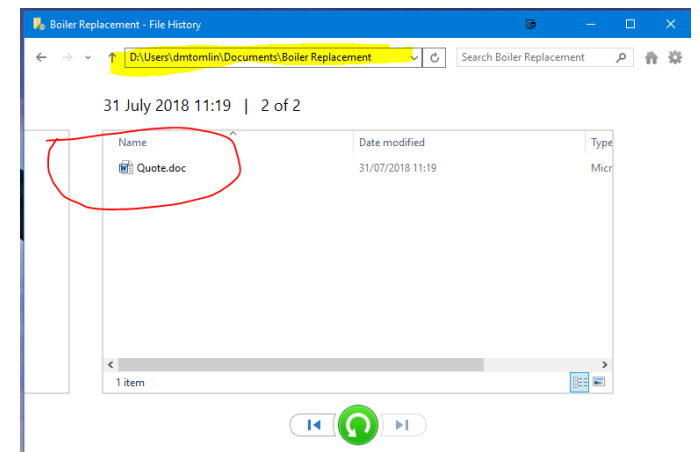
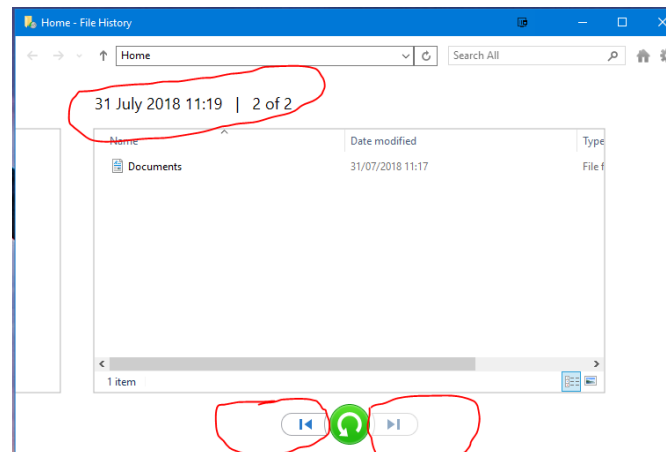
Stop using drive

Related settings
[See advanced settings](#)

[Restore files from a current backup](#)

FILE HISTORY RESTORE

- You can select the date you want to restore from and also the file you want to restore





CLOUD BACKUPS

- Backup you data directly to a cloud storage provider:
 - Apple iCloud – iCloud backup (OSX only)
 - Dropbox - Dropbox Folder Sync
 - Google Drive - Backup and Sync from Google
 - Microsoft OneDrive

Requires subscription for the storage and may require additional software to perform backups.



CLOUD BACKUPS

- Backup using a cloud backup provider:
 - Acronis (\$5/Month)
 - BackBlaze (\$5/Month)
 - Carbonite (\$6/Month)
 - CrashPlan (\$10/Month)
 - iDrive (\$5/Month)
- Some Anti-Virus suites include backup