



Joining the Chalfonts U3A Facebook Group

September 2023

Author: Gary Tomlin – CU3A

Version 1.1

Getting Started

To join the Chalfonts U3A Facebook group you will need an account on Facebook. If you already have an account, please skip ahead to the **Joining the CU3A Facebook Group** section.

You can create a new Facebook account either from the Facebook mobile application or from the website. The steps are the same, but they will look different.

When you create an account, you can include as little or as much information about yourself. Please remember that Facebook makes its money through advertising. The more information they have about you the more relevant the adverts will be you. You need to decide how much information you want to tell them.

Creating a new account from your Computer

1. You need to open your web browser as you would normally when you want to surf the internet.
2. Once it is open you need to navigate to the following site:

<https://www.facebook.com>

3. On the screen, you will see the following:

Create a new account

It's quick and easy.

Birthday

Gender

 Female Male Custom

By clicking Sign Up, you agree to our [Terms](#). Learn how we collect, use and share your data in our [Data Policy](#) and how we use cookies and similar technology in our [Cookie Policy](#). You may receive SMS notifications from us and can opt out at any time.

[Create a Page](#) for a celebrity, band or business.

4. Enter your First Name and Surname. It is best to use your real name so other U3A members know it is you. Calling yourself Micky Mouse could make it tricky 😊

If you are going to use your Computer for Facebook enter your email address. You will then be asked to re-enter your email address to make sure it is correct.

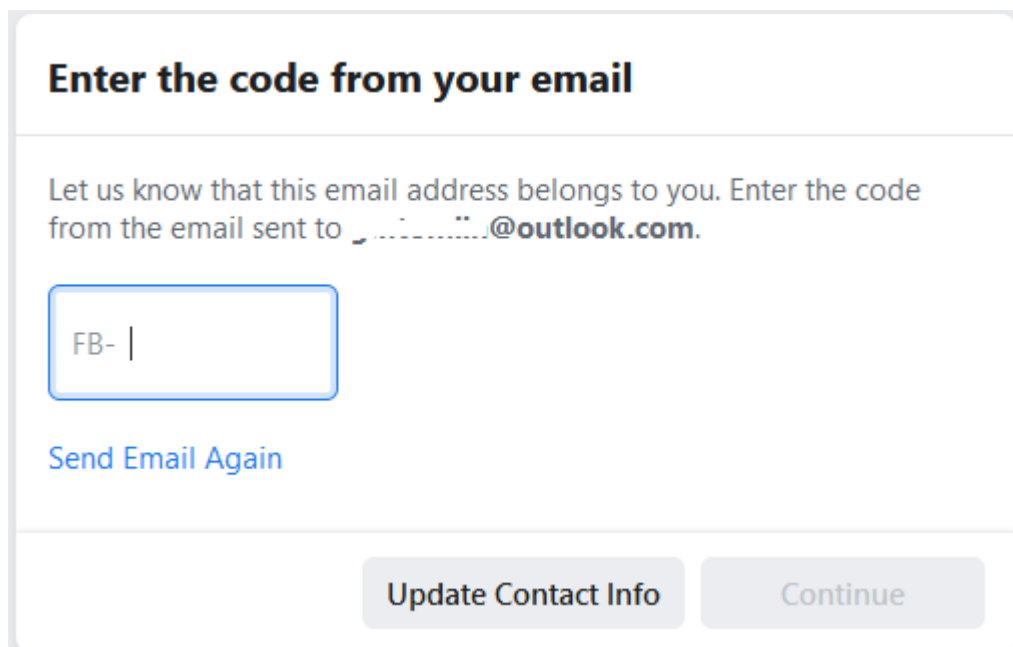
Then enter a secure password using numbers, letters and special char, make sure you remember the password. It needs to be at least 6 characters long

You should now enter your Birthday if you wish you could enter an

incorrect birthdate, so Facebook has less information about you. Your birthday will appear in your profile, you can hide your birthday from other users. Your birth year will be used to tailor your adverts so, maybe, don't make out you're 12 years old 😊

Lastly, enter your gender. Again, you could put incorrect information, but I would advise using your correct gender or the adverts may get a bit strange.

5. You will then receive an email with a confirmation code which you need to enter on the Facebook web page to confirm your email address is correct



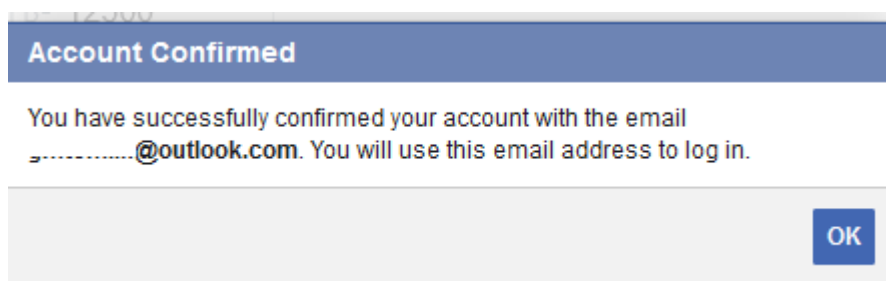
Enter the code from your email

Let us know that this email address belongs to you. Enter the code from the email sent to@outlook.com.

[Send Email Again](#)

[Update Contact Info](#) [Continue](#)

6. Click the blue [Continue](#) button and you will get the account confirmed message



Account Confirmed

You have successfully confirmed your account with the email@outlook.com. You will use this email address to log in.

[OK](#)

7. THAT'S IT. Your account is created. You can add information to your profile if you wish. It is your choice.
8. The next step is to add your friends and join some groups. Now continue to **Joining the CU3A Facebook Group** section below to keep in touch with other members of CU3A

If you have any problems email webmaster@chalfontsu3a.org.uk for help and we will try and assist you.

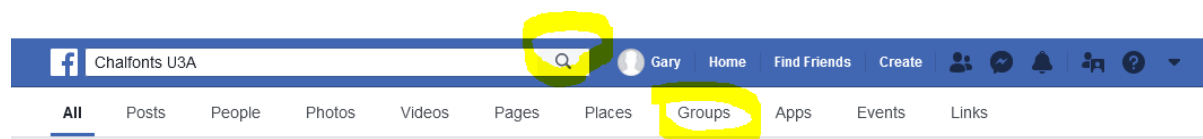
Joining the CU3A Facebook Group

To join the Chalfonts U3A group we will need the email address you have given to Chalfonts U3A when you joined and your CU3A membership number, which is on your membership card.

1. Log in to Facebook, if you have logged out.
2. In the search box at the top of the screen type

Chalfonts U3A

Click on the magnifying glass to search



3. Then click the **Groups** tab from the menu, see above. From the list click the **+ Join** button next to **Chalfonts U3A**



All

Posts

People

Photos

Videos

Pages

Places

Groups

Apps

Filter results

SHOW ONLY

- Any group
- Public groups
- Private groups

MEMBERSHIP

- Any group
- My groups



U3A Day

+ Join

Group

National U3A Day, on the first Wednesday in June, where membe...
7 posts a day



Woking Area U3A

+ Join

Group

Welcome to the Woking Area U3A Facebook group. Our group is f...
4 posts a week



Chalfonts U3A

+ Join

Group

The U3A movement offers a wide range of interest groups to thos...



U3A in North Lanarkshire

+ Join

Group

To learn more about what a U3A is go to: www.u3a.org.uk: ...
3 posts a week



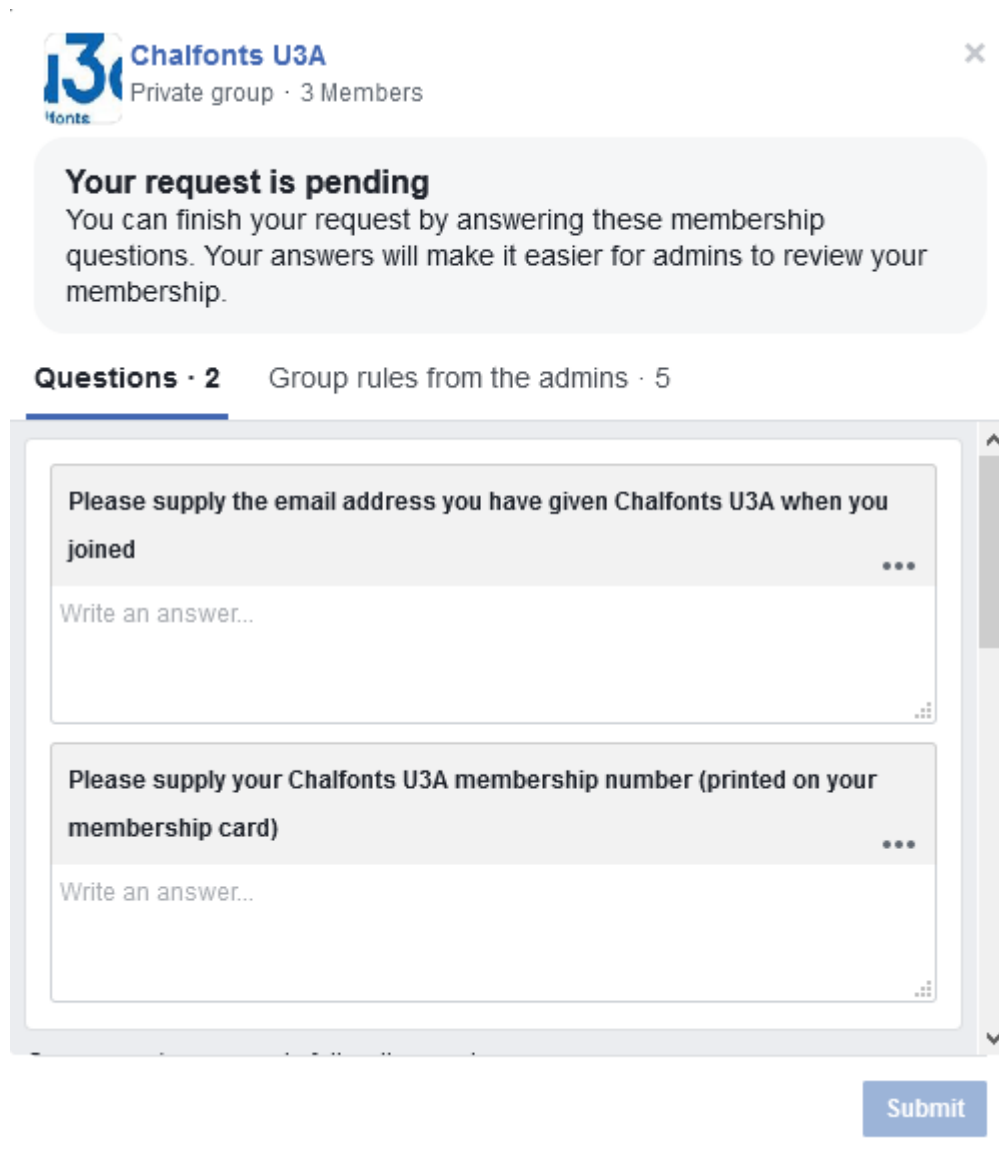
Torpoint and Rame Peninsula U3A

+ Join

Group

The U3A is open to anyone who is no longer in full time work. The...
20 posts a week

4. You will then be asked to complete the following two questions



The screenshot shows a Facebook membership request form for the group "Chalfonts U3A". The group is a private group with 3 members. The status of the request is "Your request is pending". The form contains two questions:

- Question 1:** "Please supply the email address you have given Chalfonts U3A when you joined". Below the question is a text input field with the placeholder "Write an answer...".
- Question 2:** "Please supply your Chalfonts U3A membership number (printed on your membership card)". Below the question is a text input field with the placeholder "Write an answer...".

At the bottom right of the form is a blue "Submit" button. The form also shows a progress indicator: "Questions - 2" and "Group rules from the admins - 5".

5. The Facebook Chalfonts U3A Group administrators will then receive your request and assuming there are no problems you will be added to the group. If they cannot find your Chalfonts U3A membership details, they may contact you.

If you have any problems email facebook@chalfontsu3a.org.uk for help and we will try and assist you.