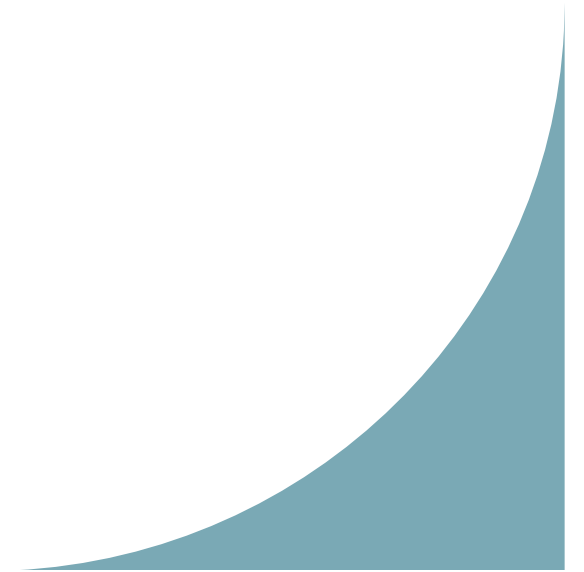


**Private
Browsing &
Digital Legacy**



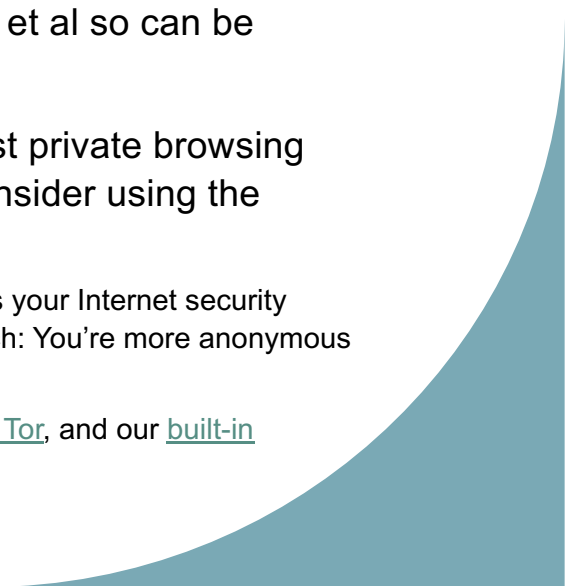
Agenda

- What is “Private” Browsing?
- Private browsing with Safari
- InPrivate browsing with Edge
- Incognito browsing with Chrome
- Digital Legacy
- Topics for future meetings



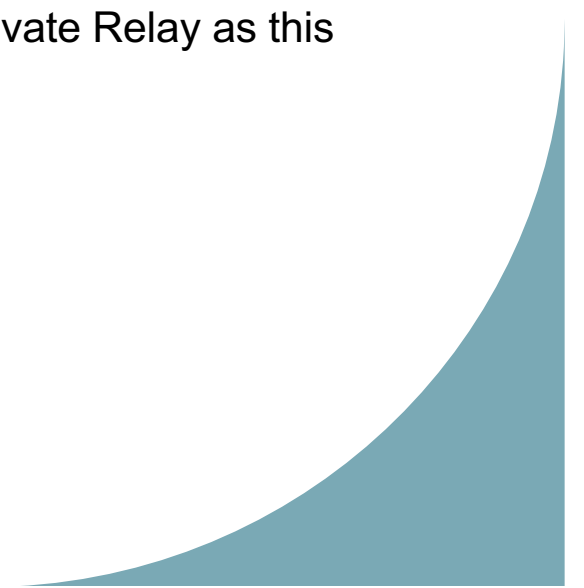
What is Private Browsing?

- Private browsing (a.k.a. Incognito, InPrivate) is a browser setting that **prevents your local device from saving history, cookies, site data, and form information after the session closes.**
- It is ideal for shared computers or searching without tracking, **but it does not make you anonymous** to websites, ISPs, or employers.
- Private browsing does mean that you don't have to worry about "cookies" et al so can be useful for "one off" site visits
- If your goal is browsing anonymously you need to do other things than just private browsing that are out of scope for today (VPN, Encrypted DNS, etc.) or you can consider using the Brave browser
 - Brave is a private browser that blocks third-party ads and trackers by default and upgrades your Internet security to [HTTPS](#) whenever possible. With Brave, your browsing behaviour is hidden from Big Tech: You're more anonymous regardless of whether you're in a regular or Incognito (private) window.
 - Brave also gives two options to hide your IP address while browsing: [private windows with Tor](#), and our [built-in Firewall + VPN](#).



Safari Private Browsing

- File/New Private Window
- Read the small print...
- NB: if you are paying for iCloud then you should turn on iCloud Private Relay as this helps to prevent tracking
 - See Settings/iCloud/iCloud+ Features/Private Relay
- Consider using Brave
- <https://brave.com/compare/safari-vs-brave/>




Edge - InPrivate Browsing

- File/New InPrivate Window
- Turn on " Always use "Strict" tracking prevention when browsing InPrivate"
- Read the small print...
- Consider using Brave
- <https://brave.com/compare/edge-vs-brave/>

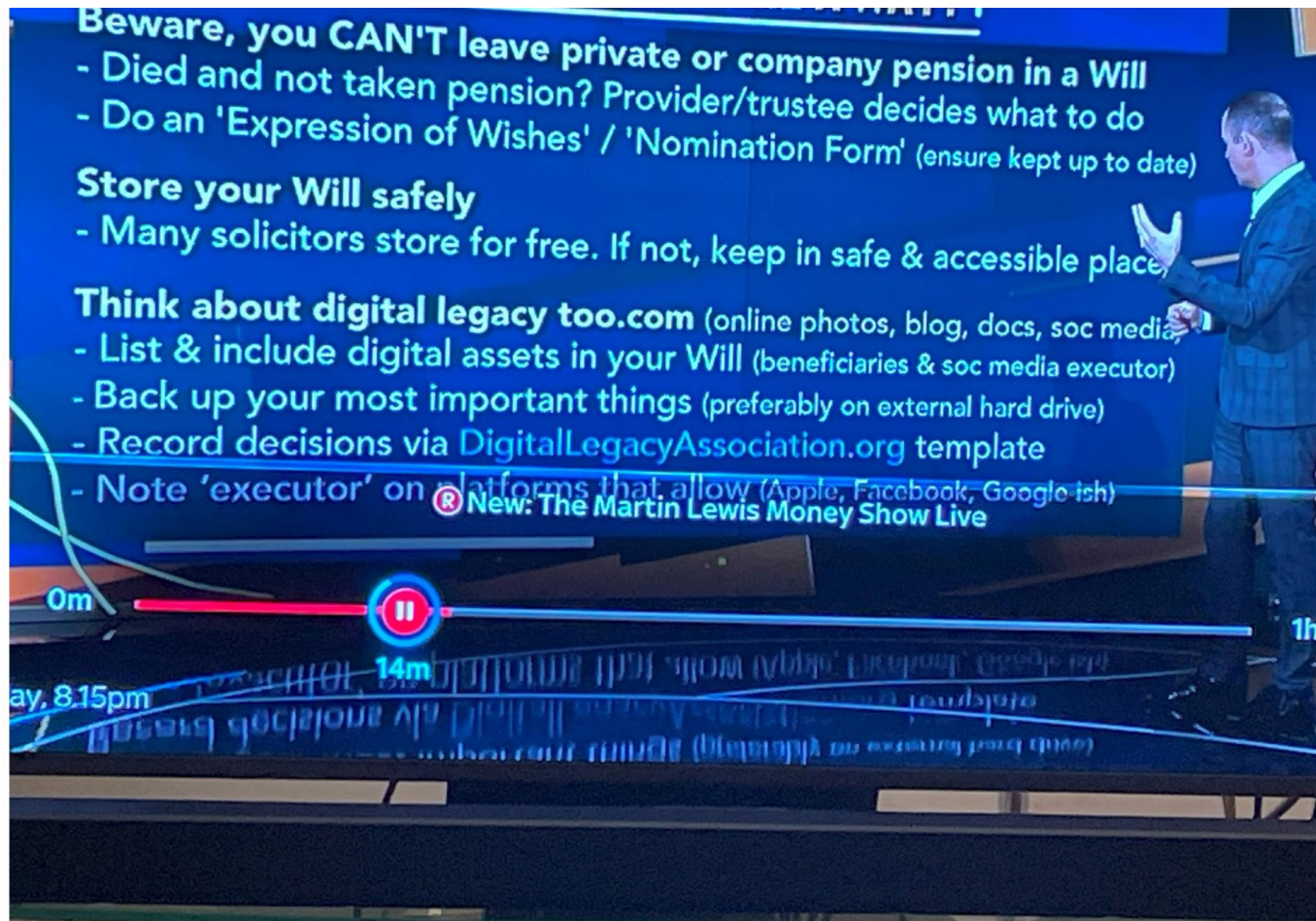


Google Chrome Incognito Browsing

- File/New Incognito Window
- Read the small print...
- Consider using Brave instead of Chrome
- <https://brave.com/compare/chrome-vs-brave/>



Digital Legacy



Beware, you CAN'T leave private or company pension in a Will

- Died and not taken pension? Provider/trustee decides what to do
- Do an 'Expression of Wishes' / 'Nomination Form' (ensure kept up to date)

Store your Will safely

- Many solicitors store for free. If not, keep in safe & accessible place

Think about digital legacy too.com (online photos, blog, docs, soc media)

- List & include digital assets in your Will (beneficiaries & soc media executor)
- Back up your most important things (preferably on external hard drive)
- Record decisions via DigitalLegacyAssociation.org template
- Note 'executor' on platforms that allow (Apple, Facebook, Google-ish)

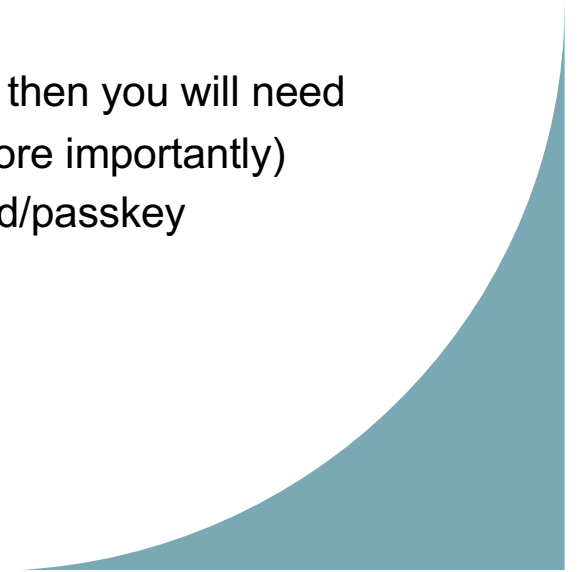
New: The Martin Lewis Money Show Live

0m 14m 1h4

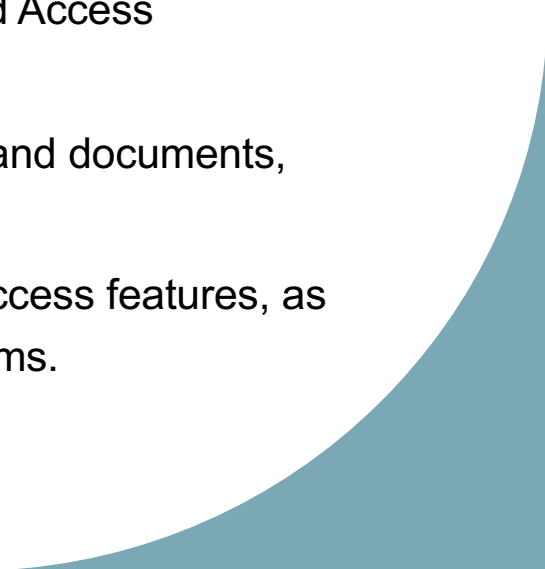
ay, 8.15pm

Digital Legacy Document

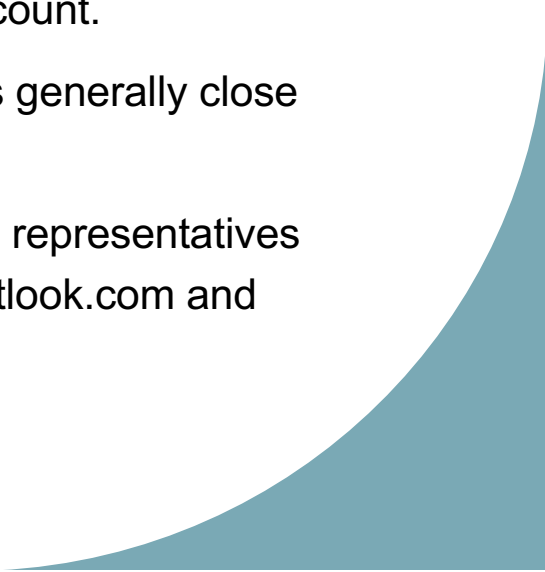
- This document should contain a list of logins and passwords to your digital devices as you don't often change these (if ever!).
- It should reference other password managers, as necessary.
- You could store a printed copy of this document with your will (as it does not change very often, if at all...)
- If you are still using a “little black book” with your passwords in (!!) then you will need to ensure that your executor knows where to find it and (maybe more importantly) how to decipher it (!!) – Better idea is to switch to using a password/passkey manager with a **Legacy Contact** feature **ASAP**



Key Steps for Passkey/Digital Legacy

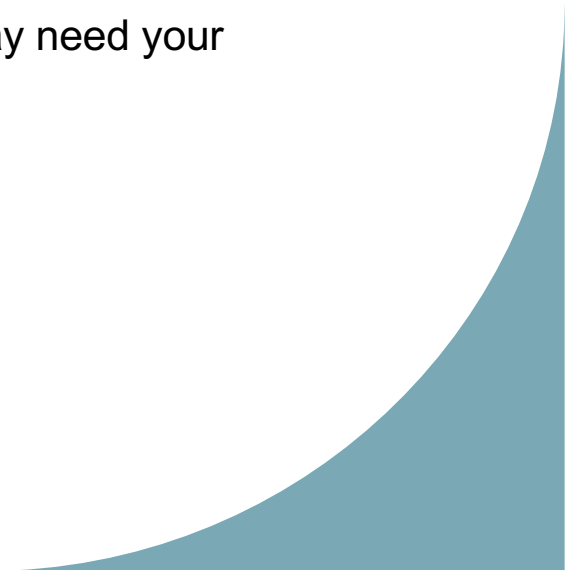
- **Apple:** Go to Settings > [Your Name] > Password & Security > Legacy Contact. Add a contact and save the Access Key.
 - **Google:** Use the Inactive Account Manager to set up trusted contacts who can access data after a period of inactivity.
 - **Access Requirements:** Nominated contacts will need the generated Access Key/code AND a death certificate to gain access.
 - **Limitations:** While legacy contacts can access photos, messages, and documents, they generally cannot access saved keychain passwords.
 - **Alternative:** Use a reputable password manager with emergency access features, as they often handle passkey inheritance better than individual platforms.
- 

Key Steps for Passkey/Digital Legacy

- **Microsoft** Digital Legacy uses OneDrive Trusted Contact:
 - Sign into your OneDrive account, navigate to Settings, and select Digital Legacy to invite a trusted contact via email.
 - Access Process: The appointed contact must accept the invitation and, when needed, provide a security code to access read-only files in the account.
 - Account Closure: If no arrangements are made, Microsoft accounts generally close after two years of inactivity.
 - Immediate Action: For immediate, unplanned situations, authorized representatives can request that Microsoft freeze or close a deceased person's Outlook.com and OneDrive accounts
- 

Financial Institutions

- Lasting Power of Attorney (LPA) gives you legal right to access the persons account, but you will still need to know the on-line banking details.
- Institution name : Lloyds Bank
Login : Account Number
Password : Monkey123
2FA : SMS or Authenticator App on mobile device (so executor may need your mobile device!)



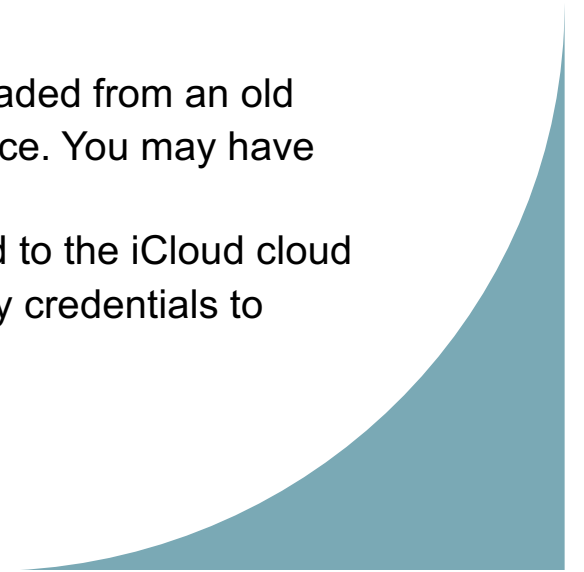
Utilities

- Most utilities such as Gas, Electricity, Internet, SKY TV have moved their customers to paper-less accounts so it will be necessary to record login details for each service (so good idea to use a password manager 😊).
- Utility name : Octopus Energy
Login : Account Number
Password : Monkey123
2FA : SMS or Email



A few other things...

- What if something fails and you are not around?
- If you have a failure of for example, loss of internet connection, you should provide some basic tests like where is the internet router and how to turn it off and on.
The same for the SKY or BT internet router. Also record the contact details from the provider along with any account or passwords that may be required to log a problem.
- Digital photos
- These can be held in different locations. You may have some downloaded from an old digital camera on your Mac. You may have some on your mobile device. You may have some in iCloud.
Photos taken on a mobile device are normally automatically uploaded to the iCloud cloud storage. So, you need to make sure you have recorded the necessary credentials to access them.



A few other things...(cont'd)

- Digital Music and Videos...
- If you have an iPhone or iPad you can use iTunes on your computer and synchronize music between the two devices.
- If you have purchased any music or videos from iTunes, they will be locked to the account used to purchase the item.
- **Amazon:**Bereavement Support
<https://www.amazon.co.uk/gp/help/customer/display.html?nodeId=TzcJJiVFni3pG2yDA>



More Information...

Here are some links to site covering digital legacy, there are many more which you can find via a google search.

- <https://digitallegacyassociation.org/>
- <https://www.theguardian.com/money/2023/oct/16/how-to-manage-digital-legacy-after-death-will>
- <https://www.theguardian.com/society/2024/jan/21/digital-afterlife-how-to-deal-with-social-media-accounts-when-someone-dies>
- <https://support.apple.com/en-gb/102631>
- <https://myaccount.google.com/inactive?pli=1>
- <https://support.microsoft.com/en-gb/office/preserve-your-digital-legacy-with-onedrive-245869c6-3505-4d75-a75f-82bdec48ad7b>



Topics for future meetings

